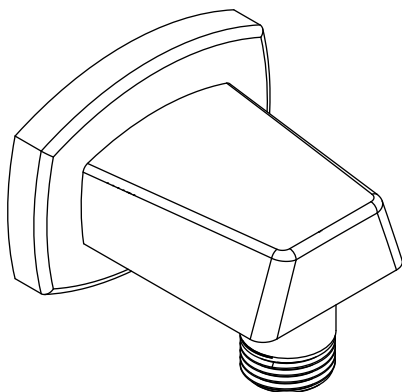


240.5505 | Wall Elbow



SPECIFICATIONS:

- Solid Brass construction
- 1/2" female connection with adjustable slide on installation
- Includes check valve with back-flow prevention

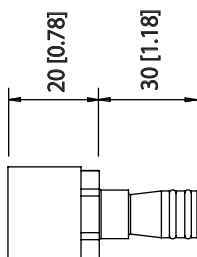
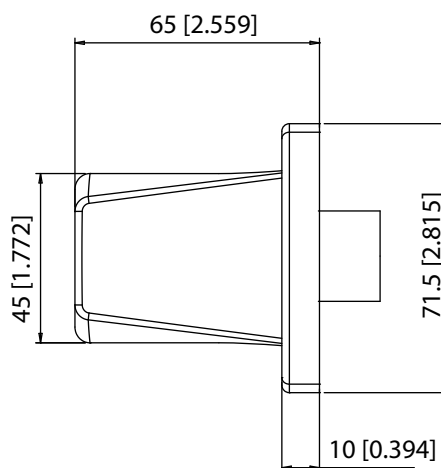
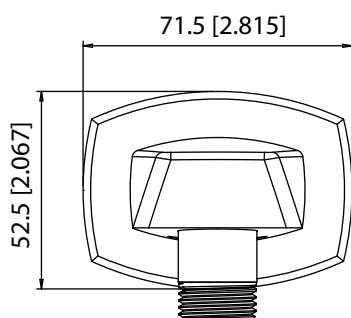
Legislation Compliance



ZeroDrip Technology



Technical Diagram



Female NPT 1/2" Connector
Part # - FEM.5505

